



NET Detergent Joint Stock Company

Interim Financial Statements
for the six-month period ended 30 June 2023



NET Detergent Joint Stock Company Corporate Information

Enterprise Registration Certificate No.

3600642822

1 July 2003

The Company's Enterprise Registration Certificate has been amended several times, the most recent of which is dated 18 January 2022. The Enterprise Registration Certificate and its amendments were issued by the Department of Planning and Investment of Dong Nai Province.

Board of Directors

Mr. Truong Cong Thang	Chairman
Ms. Nguyen Hoang Yen	Member
Mr. Huynh Viet Thang	Member
Mr. Tran Quoc Cuong	Member
Ms. Nguyen Thi Phuong Thuy	Member
Mr. Vu Quoc Tuan	Member
Ms. Luu Thanh Hong	Member

Audit Committees

Mr. Huynh Viet Thang	Chairman
Ms. Nguyen Thi Phuong Thuy	Member

Board of Management

Mr. Phan Trong Chinh	General Director
Mr. Pham Quoc Cuong	Deputy General Director of Technology and Production
Mr. Cao Tran Dang Khoa	Quality Director

Registered Office

D4 Street, Loc An - Binh Son Industrial Park
Binh Son Commune, Long Thanh District
Dong Nai Province
Vietnam

Auditor

KPMG Limited
Vietnam

NET Detergent Joint Stock Company Statement of the Board of Management

The Board of Management of NET Detergent Joint Stock Company (“the Company”) presents this statement and the accompanying interim financial statements of the Company for the six-month period ended 30 June 2023.

The Company’s Board of Management is responsible for the preparation and fair presentation of the interim financial statements in accordance with Vietnamese Accounting Standards, the Vietnamese Accounting System for enterprises and the relevant statutory requirements applicable to interim financial reporting. In the opinion of the Company’s Board of Management:

- (a) the interim financial statements set out on pages 5 to 39 give a true and fair view of the financial position of the Company as at 30 June 2023, and its results of operations and its cash flows for the six-month period then ended in accordance with Vietnamese Accounting Standards, the Vietnamese Accounting System for enterprises and the relevant statutory requirements applicable to interim financial reporting; and
- (b) at the date of this statement, there are no reasons to believe that the Company will not be able to pay its debts as and when they fall due.

The Company’s Board of Management has, on the date of this statement, authorised the accompanying interim financial statements for issue.

On behalf of the Board of Management



Phan Trọng Chinh
General Director

Dong Nai Province, 4 August 2023



KPMG Limited Branch
10th Floor, Sun Wah Tower
115 Nguyen Hue Street, Ben Nghe Ward
District 1, Ho Chi Minh City, Vietnam
+84 (28) 3821 9266 | kpmg.com.vn

INTERIM FINANCIAL INFORMATION REVIEW REPORT

To the Shareholders NET Detergent Joint Stock Company

We have reviewed the accompanying interim financial statements of NET Detergent Joint Stock Company (“the Company”), which comprise the balance sheet as at 30 June 2023, the statements of income and cash flows for the six-month period then ended and the explanatory notes thereto which were authorised for issue by the Company’s Board of Management on 4 August 2023, as set out on pages 5 to 39.

Management’s Responsibility

The Company’s Board of Management is responsible for the preparation and fair presentation of these interim financial statements in accordance with Vietnamese Accounting Standards, the Vietnamese Accounting System for enterprises and the relevant statutory requirements applicable to interim financial reporting, and for such internal control as the Board of Management determines is necessary to enable the preparation of interim financial statements that are free from material misstatement, whether due to fraud or error.

Auditor’s Responsibility

Our responsibility is to express a conclusion on these interim financial statements based on our review. We conducted our review in accordance with Vietnamese Standard on Review Engagements No. 2410 – *Review of interim financial information performed by the independent auditor of the entity*.

A review of interim financial information consists of making inquiries, primarily of persons responsible for financial and accounting matters, and applying analytical and other review procedures. A review is substantially less in scope than an audit conducted in accordance with Vietnamese Standards on Auditing and consequently does not enable us to obtain assurance that we would become aware of all significant matters that might be identified in an audit. Accordingly, we do not express an audit opinion.

1/21/23 10:21 AM



Auditor's Conclusion

Based on our review, nothing has come to our attention that causes us to believe that the accompanying interim financial statements do not give a true and fair view, in all material respects, of the financial position of NET Detergent Joint Stock Company as at 30 June 2023 and of its results of operations and its cash flows for the six-month period then ended in accordance with Vietnamese Accounting Standards, the Vietnamese Accounting System for enterprises and the relevant statutory requirements applicable to interim financial reporting.

KPMG Limited's Branch in Ho Chi Minh City

Vietnam

Review Report No. 23-01-00318-23-1



Nelson Rodriguez Casihan
Practicing Auditor Registration
Certificate No. 2225-2023-007-1
Deputy General Director

Nguyen Thuy Ninh
Practicing Auditor Registration
Certificate No. 4623-2023-007-1

Ho Chi Minh City, 4 August 2023



NET Detergent Joint Stock Company
Balance sheet as at 30 June 2023

Form B 01a – DN
*(Issued under Circular No. 200/2014/TT-BTC
dated 22 December 2014 of the Ministry of Finance)*

	Code	Note	30/6/2023 VND	1/1/2023 VND
ASSETS				
Current assets (100 = 110 + 120 + 130 + 140 + 150)	100		645,972,091,051	481,207,043,158
Cash and cash equivalents	110	8	170,749,288,073	192,322,689,219
Cash	111		8,749,288,073	15,322,689,219
Cash equivalents	112		162,000,000,000	177,000,000,000
Short-term financial investments	120		228,000,000,000	6,500,000,000
Held-to-maturity investments	123	9	228,000,000,000	6,500,000,000
Accounts receivable – short-term	130		43,973,219,452	73,740,805,933
Accounts receivable from customers	131	10	36,640,851,289	70,216,051,396
Prepayments to suppliers	132		2,756,904,027	1,611,854,580
Other short-term receivables	136	11	4,575,464,136	1,912,899,957
Inventories	140	12	201,463,119,084	204,562,354,324
Inventories	141		203,858,901,386	205,124,509,069
Allowance for inventories	149		(2,395,782,302)	(562,154,745)
Other current assets	150		1,786,464,442	4,081,193,682
Short-term prepaid expenses	151		1,191,820,636	724,637,300
Deductible value added tax	152		35,884,311	1,347,507,137
Taxes and other receivable from State Treasury	153		558,759,495	2,009,049,245

The accompanying notes are an integral part of these interim financial statements

NET Detergent Joint Stock Company
Balance sheet as at 30 June 2023 (continued)

Form B 01a – DN
*(Issued under Circular No. 200/2014/TT-BTC
dated 22 December 2014 of the Ministry of Finance)*

	Code	Note	30/6/2023 VND	1/1/2023 VND
Long-term assets (200 = 220 + 230 + 240 + 250 + 260)	200		268,393,741,510	277,739,915,766
Fixed assets	220		217,236,648,112	226,546,665,983
Tangible fixed assets	221	13	216,914,356,419	226,192,624,290
Cost	222		400,707,380,671	401,812,281,971
Accumulated depreciation	223		(183,793,024,252)	(175,619,657,681)
Intangible fixed assets	227	14	322,291,693	354,041,693
Cost	228		549,000,000	549,000,000
Accumulated amortisation	229		(226,708,307)	(194,958,307)
Investment property	230	15	6,557,748,717	7,359,461,203
Cost	231		34,505,676,919	34,505,676,919
Accumulated depreciation	232		(27,947,928,202)	(27,146,215,716)
Long-term work in progress	240		1,463,116,646	-
Construction in progress	242	16	1,463,116,646	-
Long-term financial investments	250		-	-
Equity investments in other entities	253		716,390,400	716,390,400
Allowance for diminution in the value of long-term financial investments	254		(716,390,400)	(716,390,400)
Other long-term assets	260		43,136,228,035	43,833,788,580
Long-term prepaid expenses	261	17	43,136,228,035	43,833,788,580
TOTAL ASSETS (270 = 100 + 200)	270		914,365,832,561	758,946,958,924

The accompanying notes are an integral part of these interim financial statements

NET Detergent Joint Stock Company
Balance sheet as at 30 June 2023 (continued)

Form B 01a – DN
*(Issued under Circular No. 200/2014/TT-BTC
dated 22 December 2014 of the Ministry of Finance)*

	Code	Note	30/6/2023 VND	1/1/2023 VND
RESOURCES				
LIABILITIES (300 = 310 + 330)	300		504,388,249,010	424,692,948,656
Current liabilities	310		504,209,539,010	424,592,948,656
Accounts payable to suppliers	311	18	210,101,864,864	228,667,429,679
Advances from customers	312		9,344,077,917	6,646,448,075
Taxes payable to State Treasury	313	19	12,693,045,809	690,929,825
Payables to employees	314		132,443,710	30,117,943
Accrued expenses	315	20	37,393,523,082	35,351,071,355
Other short-term payables	319	21	7,127,120,843	4,456,999,034
Short-term borrowings	320	22	221,444,373,972	142,776,863,932
Bonus and welfare funds	322	23	5,973,088,813	5,973,088,813
Long-term liabilities	330		178,710,000	100,000,000
Other long-term payables	337		178,710,000	100,000,000
EQUITY (400 = 410)	400		409,977,583,551	334,254,010,268
Owners' equity	410	24	409,977,583,551	334,254,010,268
Share capital	411	25	223,983,740,000	223,983,740,000
Investment and development fund	418	26	28,929,813,094	15,706,553,642
Undistributed profits after tax	421		157,064,030,457	94,563,716,626
- Undistributed profits after tax brought forward	421a		81,340,457,174	6,408,653,614
- Undistributed profit after tax for the current period/prior year	421b		75,723,573,283	88,155,063,012
TOTAL RESOURCES (440 = 300 + 400)	440		914,365,832,561	758,946,958,924

4 August 2023

Prepared by:


Tran Thi Ai Lien
General Accountant


Nguyen Thanh Luan
Chief Accountant

Approved by:



Phan Trong Chinh
General Director

The accompanying notes are an integral part of these interim financial statements

NET Detergent Joint Stock Company
Statement of income for the six-month period ended 30 June 2023

Form B 02a – DN
*(Issued under Circular No. 200/2014/TT-BTC
dated 22 December 2014 of the Ministry of Finance)*

	Code	Note	Six-month period ended	
			30/6/2023 VND	30/6/2022 VND
Revenue from sale of goods and provision of services	01	28	869,615,723,278	727,667,473,573
Revenue deduction	02	28	5,332,568,920	-
Net revenue (10 = 01 - 02)	10	28	864,283,154,358	727,667,473,573
Cost of sales and services provided	11	29	662,178,592,905	602,303,145,132
Gross profit (20 = 10 - 11)	20		202,104,561,453	125,364,328,441
Financial income	21	30	9,881,992,579	3,176,812,254
Financial expenses	22	31	5,717,204,486	1,470,494,450
<i>In which: Interest expense</i>	23		4,223,657,198	181,080,359
Selling expenses	25	32	98,431,500,693	60,682,782,027
General and administration expenses	26	33	22,522,329,242	13,829,145,548
Net operating profit {30 = 20 + (21 - 22) - (25 + 26)}	30		85,315,519,611	52,558,718,670
Other income	31		1,852,341,324	294,409,347
Other expenses	32		72,024,440	252,048,960
Results of other activities (40 = 31 - 32)	40		1,780,316,884	42,360,387
Accounting profit before tax (50 = 30 + 40)	50		87,095,836,495	52,601,079,057
Income tax expense – current	51	35	11,372,263,212	6,691,813,997
Net profit after tax (60 = 50 - 51) (carried forward to next page)	60		75,723,573,283	45,909,265,060

The accompanying notes are an integral part of these interim financial statements



NET Detergent Joint Stock Company

Statement of income for the six-month period ended 30 June 2023 (continued)

Form B 02a – DN

(Issued under Circular No. 200/2014/TT-BTC dated 22 December 2014 of the Ministry of Finance)

	Code	Note	Six-month period ended	
			30/6/2023 VND	30/6/2022 VND
Net profit after tax (60 = 50 - 51) (brought forward from previous page)	60		75,723,573,283	45,909,265,060
Earnings per share				
Basic earnings per share	70	36	3,381	2,050

4 August 2023

Prepared by:



Tran Thi Ai Lien
General Accountant

Approved by:



Nguyen Thanh Luan
Chief Accountant




Phan Trong Chinh
General Director

NET Detergent Joint Stock Company
Statement of cash flows for the six-month period ended 30 June 2023
(Indirect method)

Form B 03a – DN
(Issued under Circular No. 200/2014/TT-BTC
dated 22 December 2014 of the Ministry of Finance)

	Code	Six-month period ended	
		30/6/2023 VND	30/6/2022 VND
CASH FLOWS FROM OPERATING ACTIVITIES			
Accounting profit before tax	01	87,095,836,495	52,601,079,057
Adjustments for			
Depreciation and amortisation	02	10,675,598,357	11,197,833,157
Allowances and provisions	03	3,265,341,140	-
Exchange losses arising from revaluation of monetary items denominated in foreign currencies	04	330,912,870	284,524,681
Profits from investing activities	05	(7,871,278,083)	(2,194,828,087)
Interest expense	06	4,223,657,198	181,080,359
Operating profit before changes in working capital	08	97,720,067,977	62,069,689,167
Change in receivables and other assets	09	37,322,373,235	48,437,501,906
Change in inventories	10	(166,105,900)	(199,230,396)
Change in payables and other liabilities	11	(9,012,889,007)	(72,691,564,486)
Change in prepaid expenses	12	581,990,409	(643,823,389)
		126,445,436,714	36,972,572,802
Interest paid	14	(4,229,224,282)	(186,367,774)
Corporate income tax paid	15	-	(7,606,382,816)
Other payments for operating activities	17	-	(3,730,620,172)
Net cash flows from operating activities	20	122,216,212,432	25,449,202,040
CASH FLOWS FROM INVESTING ACTIVITIES			
Payments for additions to fixed assets and other long-term assets	21	(4,982,381,023)	(896,511,000)
Proceeds from disposals of fixed assets	22	130,000,000	-
Placements of term deposits at banks	23	(228,000,000,000)	-
Withdrawals of term deposits at banks	24	6,500,000,000	70,618,000,000
Receipts of interest	27	3,941,942,466	2,067,109,429
Net cash flows from investing activities	30	(222,410,438,557)	71,788,598,429

The accompanying notes are an integral part of these interim financial statements


NET Detergent Joint Stock Company
Statement of cash flows for the six-month period ended 30 June 2023
(Indirect method – continued)

Form B 03a – DN
(Issued under Circular No. 200/2014/TT-BTC dated 22 December 2014 of the Ministry of Finance)



	Code	Six-month period ended	
		30/6/2023 VND	30/6/2022 VND
CASH FLOWS FROM FINANCING ACTIVITIES			
Proceeds from borrowings	33	275,489,128,906	38,905,031,564
Payments to settle loan principals	34	(196,859,228,114)	(38,210,417,804)
Net cash flows from financing activities	40	78,629,900,792	694,613,760
Net cash flows during the period (50 = 20 + 30 + 40)	50	(21,564,325,333)	97,932,414,229
Cash and cash equivalents at beginning of the period	60	192,322,689,219	41,410,827,367
Effect of exchange rate fluctuations on cash and cash equivalents	61	(9,075,813)	1,926,976
Cash and cash equivalents at end of the period (70 = 50 + 60 + 61)	70	170,749,288,073	139,345,168,572


4 August 2023

Prepared by:


Tran Thi Ai Lien
General Accountant

Approved by:

 
Nguyen Thanh Luan
Chief Accountant


Phan Trong Chinh
General Director

The accompanying notes are an integral part of these interim financial statements

NET Detergent Joint Stock Company

Notes to the interim financial statements for the six-month period ended 30 June 2023

Form B 09a – DN

(Issued under Circular No. 200/2014/TT-BTC
dated 22 December 2014 of the Ministry of Finance)

These notes form an integral part of and should be read in conjunction with the accompanying interim financial statements.

1. Reporting entity

(a) Ownership structure

NET Detergent Joint Stock Company (“the Company”) is incorporated as a joint stock company in Vietnam.

(b) Principal activities

The principal activities of the Company are to:

- manufacture of washing power and detergents;
- trade of washing power and detergents; and
- rental of warehouses, factories and offices.

(c) Normal operating cycle

The normal operating cycle of the Company is generally within 12 months.

(d) The Company’s structures

As at 30 June 2023, the Company had 3 dependent branches, which are Hanoi Branch, Ho Chi Minh Branch and Bien Hoa Branch (1/1/2023: 3 dependent branches).

As at 30 June 2023, the Company had 331 employees (1/1/2023: 442 employees).

2. Basis of preparation

(a) Statement of compliance

These interim financial statements have been prepared in accordance with Vietnamese Accounting Standards, the Vietnamese Accounting System for enterprises and the relevant statutory requirements applicable to interim financial reporting.

(b) Basis of measurement

The interim financial statements, except for the statement of cash flows, are prepared on the accrual basis using the historical cost concept. The statement of cash flows is prepared using the indirect method.

NET Detergent Joint Stock Company
Notes to the interim financial statements for the six-month period ended 30 June 2023
(continued)

Form B 09a – DN
*(Issued under Circular No. 200/2014/TT-BTC
dated 22 December 2014 of the Ministry of Finance)*

(c) Accounting period

The annual accounting period of the Company is from 1 January to 31 December. These interim financial statements are prepared for the six-month period ended 30 June 2023.

(d) Accounting and presentation currency

The Company's accounting currency is Vietnam Dong ("VND"), which is also the currency used for interim financial statements presentation purposes.

3. Significant accounting policies

The following significant accounting policies have been adopted by the Company in the preparation of these interim financial statements.

The accounting policies that have been adopted by the Company in the preparation of these interim financial statements are consistent with those adopted in the preparation of the latest annual financial statements.

(a) Foreign currency transactions

Transactions in currencies other than VND during the period have been translated into VND at rates approximating actual rates of exchange ruling at the transaction dates.

Monetary assets and liabilities denominated in currencies other than VND are translated into VND at the account transfer buying rate and account transfer selling rate, respectively, at the end of the accounting period quoted by the commercial bank where the Company most frequently conducts transactions.

All foreign exchange differences are recorded in the statement of income.

(b) Cash and cash equivalents

Cash comprises cash balances and call deposits. Cash equivalents are short-term highly liquid investments that are readily convertible to known amounts of cash, are subject to an insignificant risk of changes in value, and are held for the purpose of meeting short-term cash commitments rather than for investment or other purposes.

NET Detergent Joint Stock Company

Notes to the interim financial statements for the six-month period ended 30 June 2023 (continued)

Form B 09a – DN

(Issued under Circular No. 200/2014/TT-BTC
dated 22 December 2014 of the Ministry of Finance)

(c) Investments

(i) *Held-to-maturity investments*

Held-to-maturity investments are those that the Company's Board of Management has the intention and ability to hold until maturity. Held-to-maturity investments include term deposits at banks. These investments are stated at costs less allowance for doubtful debts.

(ii) *Investments in equity instruments of other entities*

Investments in equity instruments of other entities are initially recognised at cost which include purchase price plus any directly attributable transaction costs. Subsequent to initial recognition, these investments are stated at cost less allowance for diminution in value. An allowance is made for diminution in investment value if the investee has suffered a loss which may cause the Company to lose its invested capital, unless there is evidence that the value of the investment has not been diminished. The allowance is reversed if the investee subsequently made a profit that offsets the previous loss for which the allowance had been made. An allowance is reversed only to the extent that the investment's carrying amount does not exceed the carrying amount that would have been determined if no allowance had been recognised.

(d) Accounts receivable

Accounts receivable from customers and other receivables are stated at cost less allowance for doubtful debts.

(e) Inventories

Inventories are stated at the lower of cost and net realisable value. Cost is determined on a weighted average basis and includes all costs incurred in bringing the inventories to their present location and condition. Cost in the case of finished goods and work in progress includes raw materials, direct labour and attributable manufacturing overheads. Net realisable value is the estimated selling price of inventory items, less the estimated costs of completion and the estimated costs to sell.

The Company applies the perpetual method of accounting for inventories.

NET Detergent Joint Stock Company
Notes to the interim financial statements for the six-month period ended 30 June 2023
(continued)

Form B 09a – DN
(Issued under Circular No. 200/2014/TT-BTC
dated 22 December 2014 of the Ministry of Finance)

(f) Tangible fixed assets

(i) Cost

Tangible fixed assets are stated at cost less accumulated depreciation. The initial cost of a tangible fixed asset comprises its purchase price, including import duties, non-refundable purchase taxes and any directly attributable costs of bringing the asset to its working condition for its intended use. Expenditure incurred after tangible fixed assets have been put into operation, such as repair, maintenance and overhaul cost, is charged to the statement of income in the period in which the cost is incurred. In situations where it can be clearly demonstrated that the expenditure has resulted in an increase in the future economic benefits expected to be obtained from the use of tangible fixed assets beyond their originally assessed standard of performance, the expenditure is capitalised as an additional cost of tangible fixed assets.

(ii) Depreciation

Depreciation is computed on a straight-line basis over the estimated useful lives of tangible fixed assets. The estimated useful lives are as follows:

▪ buildings and structures	5 – 40 years
▪ machinery and equipment	5 – 15 years
▪ motor vehicles	6 – 10 years
▪ office equipment	3 – 15 years

(g) Intangible fixed assets

Software

Cost of acquiring a new software, which is not an integral part of the related hardware, is capitalised and treated as an intangible fixed asset. Software cost is amortised on a straight-line basis over their estimated useful lives ranging from 8 years to 10 years.

(h) Investment property held to earn rental

(i) Cost

Investment property held to earn rental is stated at cost less accumulated depreciation. The initial cost of an investment property held to earn rental comprises its buildings, infrastructures and any directly attributable expenditure of bringing the property to the condition necessary for it to be capable of operating in the manner intended by the Board of Management. Expenditure incurred after the investment property held to earn rental has been put into operation, such as repair and maintenance cost, is charged to the statement of income in the period in which the cost is incurred. In situations where it can be clearly demonstrated that the expenditure has resulted in future economic benefits in excess of the originally assessed standard of performance of the existing investment property held to earn rental, the expenditure is capitalised as an additional cost of the investment property.

NET Detergent Joint Stock Company
Notes to the interim financial statements for the six-month period ended 30 June 2023
(continued)

Form B 09a – DN
*(Issued under Circular No. 200/2014/TT-BTC
dated 22 December 2014 of the Ministry of Finance)*

(ii) Depreciation

Depreciation is computed on a straight-line basis over the estimated useful lives of investment property. The estimated useful lives are as follows:

- buildings 20 – 25 years
- infrastructures 5 – 20 years

(i) Construction in progress

Construction in progress represents the costs of machinery which have not been fully completed or installed. No depreciation is provided for construction in progress during the period of construction and installation.

(j) Long-term prepaid expenses

(i) Infrastructure usage fees

Infrastructure usage fees are prepaid expenses incurred in connection with securing the use of infrastructure in the industrial park. These costs are amortised on a straight-line basis over the term of the contract for using the infrastructure of 47 years.

(ii) Tools and supplies

Tools and supplies include assets held for use by the Company in the normal course of business whose costs of individual items are less than VND30 million and therefore not qualified for recognition as fixed assets under prevailing regulation. Costs of tools and supplies are amortised on a straight-line basis over a period ranging from 2 years to 3 years.

(k) Accounts payable

Accounts payable to suppliers and other payables are stated at their costs.

(l) Provisions

A provision is recognised if, as a result of a past event, the Company has a present legal or constructive obligation that can be estimated reliably, and it is probable that an outflow of economic benefits will be required to settle the obligation. Provisions are determined by discounting the expected future cash flows at a pre-tax rate that reflects current market assessments of the time value of money and the risks specific to the liability.

NET Detergent Joint Stock Company
Notes to the interim financial statements for the six-month period ended 30 June 2023
(continued)

Form B 09a – DN
*(Issued under Circular No. 200/2014/TT-BTC
dated 22 December 2014 of the Ministry of Finance)*

(m) Share capital

Ordinary shares

Ordinary shares are classified as equity. Ordinary shares are recognised at issuance price less incremental costs directly attributable to the issuance of shares, net of tax effects. Such costs are recognised as a deduction from share premium. The excess of proceeds from issuance of shares over the par value of shares issued is recorded as share premium.

(n) Taxation

Income tax on the profit or loss for the period comprises current and deferred tax. Income tax is recognised in the statement of income except to the extent that it relates to items recognised directly in equity, in which case it is recognised in equity.

Current tax is the expected tax payable on the taxable income for the period, using tax rates enacted at the end of the accounting period, and any adjustment to tax payable in respect of previous periods.

Deferred tax is provided using the balance sheet method, providing for temporary differences between the carrying amounts of assets and liabilities for financial reporting purposes and the amounts used for taxation purposes. The amount of deferred tax provided is based on the expected manner of realisation or settlement of the carrying amounts of assets and liabilities using the tax rates enacted or substantively enacted at the end of the accounting period.

A deferred tax asset is recognised only to the extent that it is probable that future taxable profits will be available against which the temporary difference can be utilised. Deferred tax assets are reduced to the extent that it is no longer probable that the related tax benefit will be realised.

(o) Revenue and other income

(i) *Sale of goods*

Revenue from sale of goods is recognised in the statement of income when the significant risks and rewards of ownership have been transferred to the buyer. No revenue is recognised if there are significant uncertainties regarding recovery of the consideration due or the possible return of goods. Revenue from sale of goods is recognised at the net amount after deducting sale discounts stated on the invoice.

NET Detergent Joint Stock Company
Notes to the interim financial statements for the six-month period ended 30 June 2023
(continued)

Form B 09a – DN

*(Issued under Circular No. 200/2014/TT-BTC
dated 22 December 2014 of the Ministry of Finance)*

(ii) Processing services

Revenue from processing services is recognised in the statement of income when the goods have been processed and accepted by the buyer. No revenue is recognised if there are significant uncertainties regarding recovery of the consideration due.

(iii) Rental income

Rental income from leased property under operating lease is recognised in the statement of income on a straight-line basis over the term of the lease. Lease incentives granted are recognised as an integral part of the total rental income, over the term of the lease.

(iv) Interest income

Interest income is recognised in the statement of income on a time proportion basis with reference to the principal outstanding and the applicable interest rate.

(p) Borrowing costs

Borrowing costs are recognised as an expense in the period in which they are incurred, except where the borrowing costs relate to borrowings in respect of the construction of qualifying assets, in which case the borrowing costs incurred during the period of construction are capitalised as part of the cost of the assets concerned.

(q) Operating lease payments

Payments made under operating leases are recognised in the statement of income on a straight-line basis over the term of the lease. Lease incentives received are recognised in the statement of income as an integral part of the total lease expense, over the term of the lease.

(r) Earnings per share

The Company presents basic and diluted earnings per share (“EPS”) for its ordinary shares. Basic EPS is calculated by dividing the profit or loss attributable to the ordinary shareholders of the Company by the weighted average number of ordinary shares outstanding during the period. Diluted EPS is determined by adjusting the profit or loss attributable to the ordinary shareholders and the weighted average number of ordinary shares outstanding for the effect of all dilutive potential ordinary shares.

The profit or loss attributable to the ordinary shareholders of Company is determined after deducting any amounts appropriated to bonus and welfare funds for the period.

NET Detergent Joint Stock Company
Notes to the interim financial statements for the six-month period ended 30 June 2023
(continued)

Form B 09a – DN
*(Issued under Circular No. 200/2014/TT-BTC
dated 22 December 2014 of the Ministry of Finance)*

(s) Segment reporting

A segment is a distinguishable component of the Company that is engaged either in providing related products or services (business segment), or in providing products or services within a particular economic environment (geographical segment), which is subject to risks and rewards that are different from those of other segments.

The Company's Board of Management assesses that the Company only operates in one main business segment, which is manufacturing washing powder and detergents. Therefore, the Company's primary format for segment reporting is based on geographical segments.

(t) Related parties

Parties are considered to be related to the Company if one party has the ability, directly or indirectly, to control the other party or exercise significant influence over the other party in making financial and operating decisions, or where the Company and the other party are subject to common control or significant influence. Related parties may be individuals or corporate entities and include close family members of any individual considered to be a related party.

(u) Comparative information

Comparative information in these interim financial statements is presented as corresponding figures. Under this method, comparative information for the prior period is included as an integral part of the current period interim financial statements and is intended to be read only in relation to the amounts and other disclosures relating to the current period. Accordingly, the comparative information included in these interim financial statements is not intended to present the Company's financial position, results of operations or cash flows for the prior period.

The comparative information as at 1 January 2023 was derived from balances and amounts reported in the Company's annual financial statements as at and for the year ended 31 December 2022. The comparative information for the six-month period ended 30 June 2022 was derived from balances and amounts reported in the Company's interim financial statements as at and for the six-month period ended 30 June 2022.

4. Seasonality of operation

The Company's operations is not subject to seasonal fluctuations.

NET Detergent Joint Stock Company
Notes to the interim financial statements for the six-month period ended 30 June 2023
(continued)

Form B 09a – DN
*(Issued under Circular No. 200/2014/TT-BTC
dated 22 December 2014 of the Ministry of Finance)*

5. Changes in accounting estimates

In preparing these interim financial statements, the Company's Board of Management has made several accounting estimates. Actual results may differ from these estimates. There were no significant changes in accounting estimates made in the interim financial statements for the six-month period ended 30 June 2023 compared to those made in the most recent annual financial statements or those made in the same interim period of the prior year.

6. Changes in composition of the Company

There were no significant changes in the composition of the Company since the end of the last annual accounting period which affect the Company's interim financial statements for the six-month period ended 30 June 2023.



NET Detergent Joint Stock Company**Notes to the interim financial statements for the six-month period ended 30 June 2023 (continued)****Form B 09a – DN***(Issued under Circular No. 200/2014/TT-BTC dated 22 December 2014 of the Ministry of Finance)***7. Segment reporting**

In presenting information on the basis of geographical segments, segment revenue is allocated based on the geographical location of customers, which is located in Vietnam (“Domestic”) or countries other than Vietnam (“Overseas”). All segment assets and capital expenditure are allocated in Vietnam. The Company’s geographical segments are as follows:

	Domestic		Overseas		Total	
	Six-month period ended	Six-month period ended	Six-month period ended	Six-month period ended	Six-month period ended	Six-month period ended
	30/6/2023	30/6/2022	30/6/2023	30/6/2022	30/6/2023	30/6/2022
	VND	VND	VND	VND	VND	VND
Net revenue from sale of goods and provision of services	760,219,689,636	635,983,089,375	104,063,464,722	91,684,384,198	864,283,154,358	727,667,473,573
Cost of sales and services provided	588,330,215,507	529,162,602,625	73,848,377,398	73,140,542,507	662,178,592,905	602,303,145,132
Gross profit	171,889,474,129	106,820,486,750	30,215,087,324	18,543,841,691	202,104,561,453	125,364,328,441

NET Detergent Joint Stock Company
Notes to the interim financial statements for the six-month period ended 30 June 2023
(continued)

Form B 09a – DN
(Issued under Circular No. 200/2014/TT-BTC dated 22 December 2014 of the Ministry of Finance)

8. Cash and cash equivalents

	30/6/2023	1/1/2023
	VND	VND
Cash on hand	96,608,111	277,088,159
Cash at banks	8,652,679,962	15,045,601,060
Cash equivalents	162,000,000,000	177,000,000,000
	<hr/>	<hr/>
	170,749,288,073	192,322,689,219

Cash equivalents represented term deposits at banks with original terms to maturity of three months or less from their transaction dates.

9. Held-to-maturity investments

	30/6/2023	1/1/2023
	VND	VND
Term deposits at banks	228,000,000,000	6,500,000,000
	<hr/>	<hr/>

Held-to-maturity investments represented term deposits at banks with original terms to maturity of more than three months from the transaction dates and remaining terms to maturity of not greater than twelve months from the end of the accounting period.

10. Accounts receivable from customers

Accounts receivable from customers who are related parties

	30/6/2023	1/1/2023
	VND	VND
<i>Parent of the parent company</i>		
Masan Consumer Corporation	19,605,819,153	59,286,912,372
<i>Other related parties</i>		
MEATDeli Sai Gon Company Limited	-	77,140,963
MEATDeli HN Company Limited	-	64,544,973
	<hr/>	<hr/>

The trade related amounts due from related parties were unsecured, interest free and are receivable within 30 days from invoice issued date.

NET Detergent Joint Stock Company

**Notes to the interim financial statements for the six-month period ended 30 June 2023
(continued)**

Form B 09a – DN

*(Issued under Circular No. 200/2014/TT-BTC
dated 22 December 2014 of the Ministry of Finance)*

11. Other short-term receivables

	30/6/2023	1/1/2023
	VND	VND
Accrued interest receivable from term deposits at banks	4,349,445,206	550,109,589
Deposits	103,200,000	1,038,600,000
Advances	40,123,034	36,846,534
Others	82,695,896	287,343,834
	<hr/>	
	4,575,464,136	1,912,899,957
	<hr/>	

12. Inventories

	30/6/2023		1/1/2023	
	Cost	Allowance	Cost	Allowance
	VND	VND	VND	VND
Goods in transit	4,244,368,440	-	9,901,589,292	-
Raw materials	171,409,949,461	(2,395,782,302)	167,250,483,520	(562,154,745)
Tools and supplies	418,321,630	-	71,237,723	-
Work in progress	438,940,445	-	2,202,474,983	-
Finished goods	27,345,377,410	-	20,115,333,074	-
Merchandise inventories	1,944,000	-	-	-
Goods on consignment	-	-	5,583,390,477	-
			<hr/>	
	203,858,901,386	(2,395,782,302)	205,124,509,069	(562,154,745)
			<hr/>	

Movements of allowance for inventories during the period were as follows:

	Six-month period ended	
	30/6/2023	30/6/2022
	VND	VND
Opening balance	562,154,745	-
Increase in allowance during the period	3,265,341,140	-
Allowance utilised during the period	(1,431,713,583)	-
	<hr/>	
Closing balance	2,395,782,302	-
	<hr/>	

Included in inventories at 30 June 2023 was VND2,396 million (1/1/2023: VND562 million) of slow-moving inventories.

NET Detergent Joint Stock Company

Notes to the interim financial statements for the six-month period ended 30 June 2023 (continued)

Form B 09a – DN

(Issued under Circular No. 200/2014/TT-BTC dated 22 December 2014 of the Ministry of Finance)

13. Tangible fixed assets

	Buildings and structures VND	Machinery and equipment VND	Motor vehicles VND	Office equipment VND	Total VND
Cost					
Opening balance	228,053,188,786	160,254,900,876	11,416,818,097	2,087,374,212	401,812,281,971
Additions during the period	-	85,868,000	258,000,000	-	343,868,000
Transfer from construction in progress	-	146,000,000	74,000,000	-	220,000,000
Disposals	-	-	(1,668,769,300)	-	(1,668,769,300)
Closing balance	228,053,188,786	160,486,768,876	10,080,048,797	2,087,374,212	400,707,380,671
Accumulated depreciation					
Opening balance	61,211,674,324	105,125,602,274	7,872,926,033	1,409,455,050	175,619,657,681
Charge for the period	5,248,865,414	4,074,989,885	413,957,632	104,322,940	9,842,135,871
Disposals	-	-	(1,668,769,300)	-	(1,668,769,300)
Closing balance	66,460,539,738	109,200,592,159	6,618,114,365	1,513,777,990	183,793,024,252
Net book value					
Opening balance	166,841,514,462	55,129,298,602	3,543,892,064	677,919,162	226,192,624,290
Closing balance	161,592,649,048	51,286,176,717	3,461,934,432	573,596,222	216,914,356,419

Included in tangible fixed assets were assets costing VND79,812 million which were fully depreciated as of 30 June 2023 (1/1/2023: VND76,377 million), but which are still in active use.

NET Detergent Joint Stock Company
Notes to the interim financial statements for the six-month period ended 30 June 2023
(continued)

Form B 09a – DN
(Issued under Circular No. 200/2014/TT-BTC dated 22 December 2014 of the Ministry of Finance)

14. Intangible fixed assets

	Software VND
Cost	
Opening and closing balances	549,000,000
Accumulated amortisation	
Opening balance	194,958,307
Charge for the period	31,750,000
Closing balance	226,708,307
Net book value	
Opening balance	354,041,693
Closing balance	322,291,693

15. Investment property

	Buildings VND	Infrastructures VND	Total VND
Cost			
Opening and closing balances	31,727,073,211	2,778,603,708	34,505,676,919
Accumulated depreciation			
Opening balance	24,792,972,159	2,353,243,557	27,146,215,716
Charge for the period	769,980,852	31,731,634	801,712,486
Closing balance	25,562,953,011	2,384,975,191	27,947,928,202
Net book value			
Opening balance	6,934,101,052	425,360,151	7,359,461,203
Closing balance	6,164,120,200	393,628,517	6,557,748,717

Included in investment property were assets costing VND2,593 million which were fully depreciated as of 30 June 2023 (1/1/2023: VND2,593 million), but which are still in active use.

The fair value of investment property held to earn rental has not been determined as the Company has not performed a valuation.

NET Detergent Joint Stock Company**Notes to the interim financial statements for the six-month period ended 30 June 2023
(continued)****Form B 09a – DN***(Issued under Circular No. 200/2014/TT-BTC
dated 22 December 2014 of the Ministry of Finance)***16. Construction in progress**

	VND
Opening balance	-
Additions during the period	2,034,729,846
Transfer to tangible fixed assets	(220,000,000)
Transfer to long-term prepaid expenses	(351,613,200)
	<hr/>
Closing balance	1,463,116,646

17. Long-term prepaid expenses

	Infrastructure usage fees VND	Tools and supplies VND	Total VND
Opening balance	42,121,326,078	1,712,462,502	43,833,788,580
Additions during the period	-	130,940,000	130,940,000
Transfer from construction in progress	-	351,613,200	351,613,200
Amortisation for the period	(564,124,902)	(615,988,843)	(1,180,113,745)
	<hr/>	<hr/>	<hr/>
Closing balance	41,557,201,176	1,579,026,859	43,136,228,035

18. Accounts payable to suppliers**Accounts payable to suppliers who are related parties**

	Cost/Amount within repayment capacity	
	30/6/2023 VND	1/1/2023 VND
<i>Other related parties</i>		
Bien Hoa Chemicals Plant – Branch of South Basic Chemicals Joint Stock Company	4,428,779,300	6,317,948,160
South Chemicals Import – Export Joint Stock Company	-	3,294,749,582
Masan Brewery Distribution One Member Company Limited	-	89,100,000
	<hr/>	<hr/>

The trade related amounts due to related parties were unsecured, interest free and are payable within 30 days from invoice issued date.

NET Detergent Joint Stock Company

Notes to the interim financial statements for the six-month period ended 30 June 2023 (continued)

Form B 09a – DN

(Issued under Circular No. 200/2014/TT-BTC dated 22 December 2014 of the Ministry of Finance)

19. Taxes payable to State Treasury

	1/1/2023 VND	Incurred VND	Paid/Net-off VND	Reclassified VND	30/6/2023 VND
Value added tax	585,384,502	76,709,252,823	(74,473,076,773)	-	2,821,560,552
Value added tax of import goods	-	11,245,114,404	(11,245,114,404)	-	-
Import tax	-	597,654,078	(597,654,078)	-	-
Corporate income tax	-	11,372,263,212	(1,500,777,955)	-	9,871,485,257
Personal income tax	105,545,323	1,392,724,606	(2,057,029,424)	558,759,495	-
Others	-	218,043,808	(218,043,808)	-	-
	690,929,825	101,535,052,931	(90,091,696,442)	558,759,495	12,693,045,809

NET Detergent Joint Stock Company

Notes to the interim financial statements for the six-month period ended 30 June 2023 (continued)

Form B 09a – DN

(Issued under Circular No. 200/2014/TT-BTC dated 22 December 2014 of the Ministry of Finance)

22. Short-term borrowings

	1/1/2023		Movements during the period			30/6/2023	
	Carrying amount VND	Amount within repayment capacity VND	Additions VND	Repayments VND	Foreign exchange differences VND	Carrying amount VND	Amount within repayment capacity VND
Short-term borrowings	142,776,863,932	142,776,863,932	275,489,128,906	(196,859,228,114)	37,609,248	221,444,373,972	221,444,373,972

Terms and conditions of outstanding short-term borrowings were as follows:

	Currency	Annual interest rate	30/6/2023 VND	1/1/2023 VND
Unsecured bank loans	VND	6.1% - 7.0%	192,926,552,244	109,726,083,000
Unsecured bank loans	USD	3.6% - 3.9%	28,517,821,728	33,050,780,932
			<u>221,444,373,972</u>	<u>142,776,863,932</u>

As at 30 June 2023 and 1 January 2023, the Company did not have any overdue borrowings including principal and interest.

NET Detergent Joint Stock Company**Notes to the interim financial statements for the six-month period ended 30 June 2023 (continued)****Form B 09a – DN***(Issued under Circular No. 200/2014/TT-BTC dated 22 December 2014 of the Ministry of Finance)***23. Bonus and welfare funds**

Bonus and welfare funds were appropriated from undistributed profits after tax in accordance with the resolution of the Annual General Meeting of Shareholders. This fund is used to pay bonus and welfare to the Company's employees in accordance with the Company's bonus and welfare policies.

There were no movements of bonus and welfare funds during the six-month period ended 30 June 2023.

24. Changes in owners' equity

	Share capital VND	Investment and development fund VND	Undistributed profits after tax VND	Total VND
Balance as at 1 January 2022	223,983,740,000	15,706,553,642	118,400,523,614	358,090,817,256
Net profit for the period	-	-	45,909,265,060	45,909,265,060
Balance as at 30 June 2022	223,983,740,000	15,706,553,642	164,309,788,674	404,000,082,316
Balance as at 1 January 2023	223,983,740,000	15,706,553,642	94,563,716,626	334,254,010,268
Net profit for the period	-	-	75,723,573,283	75,723,573,283
Appropriation to investment and development fund (Note 26)	-	13,223,259,452	(13,223,259,452)	-
Balance as at 30 June 2023	223,983,740,000	28,929,813,094	157,064,030,457	409,977,583,551

NET Detergent Joint Stock Company
Notes to the interim financial statements for the six-month period ended 30 June 2023
(continued)

Form B 09a – DN
(Issued under Circular No. 200/2014/TT-BTC dated 22 December 2014 of the Ministry of Finance)

25. Share capital

The Company's authorised and issued share capital were as follows:

	30/6/2023		1/1/2023	
	Number of shares	VND	Number of shares	VND
Authorised share capital	22,398,374	223,983,740,000	22,398,374	223,983,740,000
Issued share capital				
Ordinary shares	22,398,374	223,983,740,000	22,398,374	223,983,740,000
Share in circulation				
Ordinary shares	22,398,374	223,983,740,000	22,398,374	223,983,740,000

All ordinary shares have a par value of VND10,000. Each share is entitled to one vote at shareholder's meetings of the Company. Shareholders are entitled to receive dividends as declared from time to time. All ordinary shares are ranked equally with regard to the Company's residual assets.

There were no movements of share capital during the six-month periods ended 30 June 2023 and 2022.

26. Investment and development fund

Investment and development fund was appropriated from undistributed profits after tax in accordance with the resolution of the Annual General Meeting of Shareholders. This fund is established for the purpose of future business expansion.

The Resolution of the General Meeting of Shareholders dated 19 April 2023 resolved to appropriate investment and development fund from undistributed profits after tax of 2022 amounting to VND13,223 million (for the six-month period ended 30 June 2022: Nil).

NET Detergent Joint Stock Company
Notes to the interim financial statements for the six-month period ended 30 June 2023
(continued)

Form B 09a – DN
(Issued under Circular No. 200/2014/TT-BTC dated 22 December 2014 of the Ministry of Finance)

27. Off balance sheet items

(a) Lease commitments

The future minimum lease payments under non-cancellable operating leases were as follows:

	30/6/2023	1/1/2023
	VND	VND
Within one year	4,367,919,164	3,630,133,051
From two to five years	10,382,466,152	11,700,532,204
More than five years	57,214,649,640	64,019,199,213
	71,965,034,956	79,349,864,468

(b) Foreign currencies

	30/6/2023		1/1/2023	
	Original currency	VND equivalent	Original currency	VND equivalent
USD	15,115	354,101,682	523,940	12,265,427,909
EUR	196	4,959,490	202	4,983,736
		359,061,172		12,270,411,645

NET Detergent Joint Stock Company**Notes to the interim financial statements for the six-month period ended 30 June 2023
(continued)****Form B 09a – DN***(Issued under Circular No. 200/2014/TT-BTC
dated 22 December 2014 of the Ministry of Finance)***28. Revenue from sale of goods and provision of services**

Total revenue represented the gross value of goods sold and services rendered, exclusive of value added tax.

	Six-month period ended	
	30/6/2023	30/6/2022
	VND	VND
Total revenue		
▪ Sale of goods	865,422,482,950	706,263,899,778
▪ Revenue from processing service, factory rental and other services	2,485,034,560	19,288,184,257
▪ Others	1,708,205,768	2,115,389,538
	<hr/>	<hr/>
	869,615,723,278	727,667,473,573
Less revenue deductions		
▪ Sale discounts	5,332,568,920	-
	<hr/>	<hr/>
Net revenue	864,283,154,358	727,667,473,573
	<hr/>	<hr/>

29. Cost of sales and services provided

	Six-month period ended	
	30/6/2023	30/6/2022
	VND	VND
Total cost of sales and services provided		
▪ Goods sold	657,309,519,570	586,385,016,062
▪ Processing service, factory rental and other services	1,446,053,796	15,132,127,843
▪ Others	157,678,399	786,001,227
▪ Allowance for inventories	3,265,341,140	-
	<hr/>	<hr/>
	662,178,592,905	602,303,145,132
	<hr/>	<hr/>



NET Detergent Joint Stock Company**Notes to the interim financial statements for the six-month period ended 30 June 2023
(continued)****Form B 09a – DN***(Issued under Circular No. 200/2014/TT-BTC
dated 22 December 2014 of the Ministry of Finance)***30. Financial income**

	Six-month period ended	
	30/6/2023	30/6/2022
	VND	VND
Interest income	7,741,278,083	2,194,828,087
Foreign exchange gains	2,140,714,496	981,984,167
	<hr/>	<hr/>
	9,881,992,579	3,176,812,254
	<hr/>	<hr/>

31. Financial expenses

	Six-month period ended	
	30/6/2023	30/6/2022
	VND	VND
Interest expense	4,223,657,198	181,080,359
Foreign exchange losses	1,493,547,288	1,289,414,091
	<hr/>	<hr/>
	5,717,204,486	1,470,494,450
	<hr/>	<hr/>

32. Selling expenses

	Six-month period ended	
	30/6/2023	30/6/2022
	VND	VND
Promotion, advertising and sale support expenses	65,929,036,266	26,595,474,316
Logistic expenses	14,283,809,297	15,494,148,303
Staff costs	14,798,536,732	14,274,467,968
Depreciation and amortisation	1,804,942,084	177,972,666
Packaging expense	369,954,151	832,580,126
Others	1,245,222,163	3,308,138,648
	<hr/>	<hr/>
	98,431,500,693	60,682,782,027
	<hr/>	<hr/>

NET Detergent Joint Stock Company
Notes to the interim financial statements for the six-month period ended 30 June 2023
(continued)

Form B 09a – DN
(Issued under Circular No. 200/2014/TT-BTC
dated 22 December 2014 of the Ministry of Finance)

33. General and administration expenses

	Six-month period ended	
	30/6/2023	30/6/2022
	VND	VND
Staff costs	12,332,738,071	5,198,161,751
Depreciation and amortisation	1,724,573,535	1,946,334,036
Taxes, fees and duties	1,211,556,470	936,484,902
Office materials and equipment	210,707,581	787,463,643
Others	7,042,753,585	4,960,701,216
	22,522,329,242	13,829,145,548

34. Production and business costs by elements

	Six-month period ended	
	30/6/2023	30/6/2022
	VND	VND
Raw material costs included in production costs	622,345,413,287	563,175,598,239
Labour costs and staff costs	47,091,266,120	31,884,187,744
Depreciation and amortisation	10,675,598,357	11,197,833,157
Others	103,020,145,076	70,557,453,567

35. Income tax

(a) Recognised in the statement of income

	Six-month period ended	
	30/6/2023	30/6/2022
	VND	VND
Current tax expense		
Current period	11,372,263,212	6,675,787,909
Under provision in prior periods	-	16,026,088
	11,372,263,212	6,691,813,997

NET Detergent Joint Stock Company
Notes to the interim financial statements for the six-month period ended 30 June 2023
(continued)

Form B 09a – DN
(Issued under Circular No. 200/2014/TT-BTC dated 22 December 2014 of the Ministry of Finance)

(b) Reconciliation of effective tax rate

	Six-month period ended	
	30/6/2023	30/6/2022
	VND	VND
Accounting profit before tax	87,095,836,495	52,601,079,057
Tax at the Company's tax rate	17,419,167,299	10,520,215,811
Tax incentives	(6,106,909,007)	(3,393,148,600)
Non-deductible expenses	78,631,063	44,966,550
Change in temporary differences	(18,626,143)	(496,245,852)
Under provision in prior periods	-	16,026,088
	11,372,263,212	6,691,813,997

(c) Applicable tax rates

In accordance with the corporate income tax law, the Company has an obligation to pay the government income tax at rate of 20% of taxable profits. In addition, the Company has the expansion project in geographical areas eligible for incentives under the provisions of Decree No. 218/2013/ND-CP and meets one of the conditions as stipulated by the Circular No. 78/2014/TT-BTC which was amended and supplemented by Circular No. 96/2015/TT-BTC, and therefore the Company is eligible to apply the tax exemption and reduction period for additional taxable profits generated from the expansion project (not eligible for incentive tax rate) as follows:

- Exempted from income tax for 2 years starting from the first year the expansion project generates taxable profits (2018 - 2019); and
- Entitled to a 50% of income tax for 4 succeeding years (2020 - 2023).

(d) Tax contingencies

The taxation laws and their application in Vietnam are subject to interpretation and change over time as well as from one tax office to another. The final tax position may be subject to review and investigation by a number of authorities, who are enabled by law to impose severe fines, penalties and interest charges. These facts may create tax risks in Vietnam that are substantially more significant than in other countries. Management believes that it has adequately provided for tax liabilities based on its interpretation of tax legislation, including transfer pricing requirements and computation of corporate income tax. However, the relevant authorities may have different interpretations and the effects could be significant.



NET Detergent Joint Stock Company**Notes to the interim financial statements for the six-month period ended 30 June 2023
(continued)****Form B 09a – DN***(Issued under Circular No. 200/2014/TT-BTC
dated 22 December 2014 of the Ministry of Finance)***36. Earnings per share****(a) Basic earnings per share**

The calculation of basic earnings per share for the six-month period ended 30 June 2023 was based on the profit attributable to ordinary shareholders after deducting the amounts appropriated to bonus and welfare funds for the period of VND75,724 million (for the six-month period ended 30 June 2022: VND45,909 million) and a weighted average number of ordinary shares outstanding of 22,398,374 shares (for the six-month period ended 30 June 2022: 22,398,374 shares), calculated as follows:

(i) Net profit attributable to ordinary shareholders

	Six-month period ended	
	30/6/2023	30/6/2022
	VND	VND
Net profit attributable to ordinary shareholders	75,723,573,283	45,909,265,060

(ii) Weighted average number of ordinary shares

	Six-month period ended	
	30/6/2023	30/6/2022
	Shares	Shares
Weighted average number of ordinary shares during the period	22,398,374	22,398,374

(iii) Basic earnings per share

	Six-month period ended	
	30/6/2023	30/6/2022
	VND	VND
Basic earnings per share	3,381	2,050

(b) Diluted earnings per share

As at 30 June 2023 and 1 January 2023, the Company did not have any potential diluted ordinary shares. Therefore, the presentation of diluted earnings per share is not applicable.

NET Detergent Joint Stock Company**Notes to the interim financial statements for the six-month period ended 30 June 2023
(continued)****Form B 09a – DN***(Issued under Circular No. 200/2014/TT-BTC
dated 22 December 2014 of the Ministry of Finance)***37. Significant transactions with related parties**

In addition to related party balances disclosed in other notes to the interim financial statements, the Company had the following significant transactions with related parties during the period:

	Transaction value	
	Six-month period ended 30/6/2023 VND	30/6/2022 VND
<i>Parent of parent company</i>		
Masan Consumer Corporation		
Sale of goods	206,223,666,779	88,544,998,731
Purchase of goods	110,039,541	30,358,340,798
<i>Other related parties</i>		
Bien Hoa Chemicals Plant – Branch of South Basic Chemicals Joint Stock Company		
Purchase of goods	28,898,936,600	22,272,591,000
South Chemicals Import-Export Joint Stock Company		
Purchase of goods	8,524,581,306	17,102,557,775
Wincommerce General Commercial Services Joint Stock Company		
Sale of goods	-	129,381,060
Masan Industrial One Member Company Limited		
Sale of goods and services	7,489,274	-
Masan JinJu Joint Stock Company		
Sale of goods	9,160,720	86,974,600
MEATDeli Sai Gon Company Limited		
Sale of goods	11,450,900	-
3F Viet Food Company Limited		
Sale of goods	8,015,630	-
3F Viet Joint Stock Company – Ha Nam 02 Branch		
Sale of goods	10,688,048	-
MEATDeli HN Company Limited		
Sale of goods	10,688,048	-
Joins Pro Professional Laundry Company Limited		
Sale of goods	-	1,187,165

NET Detergent Joint Stock Company
Notes to the interim financial statements for the six-month period ended 30 June 2023
(continued)

Form B 09a – DN
(Issued under Circular No. 200/2014/TT-BTC dated 22 December 2014 of the Ministry of Finance)

	Transaction value	
	Six-month period ended	
	30/6/2023	30/6/2022
	VND	VND
Members of Board of Directors and Board of Management		
Remuneration	72,000,000	635,909,000

38. Post balance sheet events

There has been no significant event occurred after the balance sheet date which would require adjustments or disclosures to be made in the interim financial statements.

4 August 2023

Prepared by:



Tran Thi Ai Lien
General Accountant

Approved by:



Nguyen Thanh Luan
Chief Accountant




Phan Trong Chinh
General Director



